

Scaled data based on original data using
LM-79-08 Approved Method: Electrical and Photometric Measurements of Solid-
State Lighting Products

Test Report Prepared for
Cooper Lighting Solutions
(formerly Eaton)

Brand: INVUE

Report Number: P675567

Luminaire Tested: **CCW-SA-1C-750-U-SL3**

Issue Date: 04/25/2023



Test Information

Test Method: LM-79-08
Report Number: P675567
Test Lab: INNOVATION CENTER(G1)
Issue Date: 04/25/2023
Manufacturer: COOPER LIGHTING SOLUTIONS (FORMERLY EATON)
Product Line: INVUE
Catalog Number: CCW-SA-1C-750-U-SL3
Description: INVUE CLEAR CURVE Wall Pack MOUNT LIGHT SQUARE LUMINAIRE @615mA w/
SL3 distribution lens
Light Source: (16) 5000K CCT, 70 CRI LEDs
Ballast/Driver: ELECTRONIC DRIVER

Summary

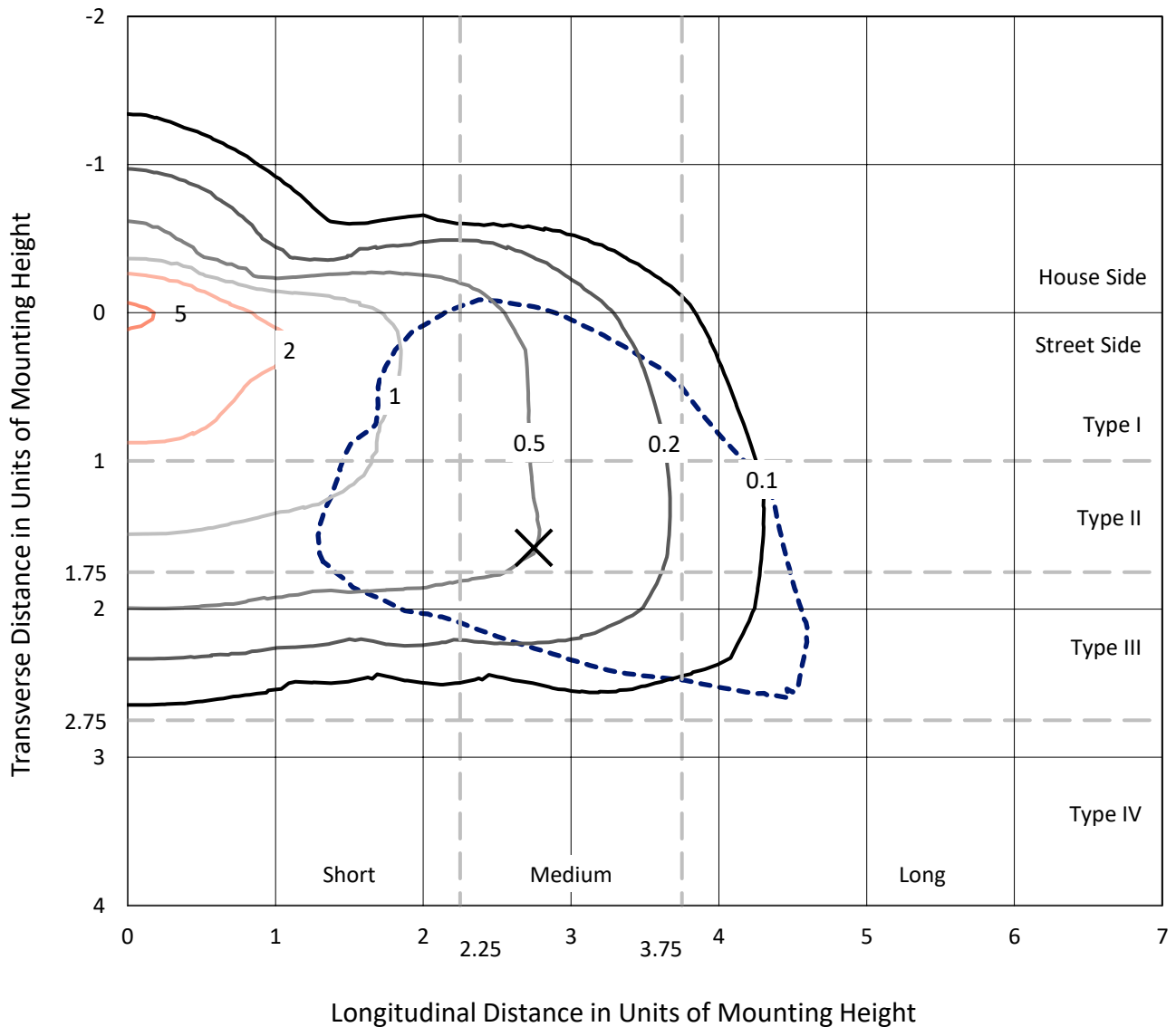
Lumens per Lamp: N/A
Luminaire Lumens: 4572.7 lumens
Efficiency: N/A
Efficacy: 142.9 lumens/watt
Luminous Opening: Rectangular (W 1' x L: 0.5' x H: 0')
IES Classification: Type III - Medium
BUG Rating: B1 - U0 - G2

Input Watts (W): 32
Input Voltage (V): 120
Input Current (Ain): NR
Voltage Rise (V): NR
Power Factor: NR
Total Harmonic Distortion (THDi): NR
Frequency (hertz): 60
Stabilization Time: NR
Operation Time: NR
Ambient Temperature (°C): NR
Test Distance: 25 FT

REPORT NUMBER: P675567
 CATALOG NUMBER: CCW-SA-1C-750-U-SL3

Iso-Footcandle Lines of Horizontal Illumination

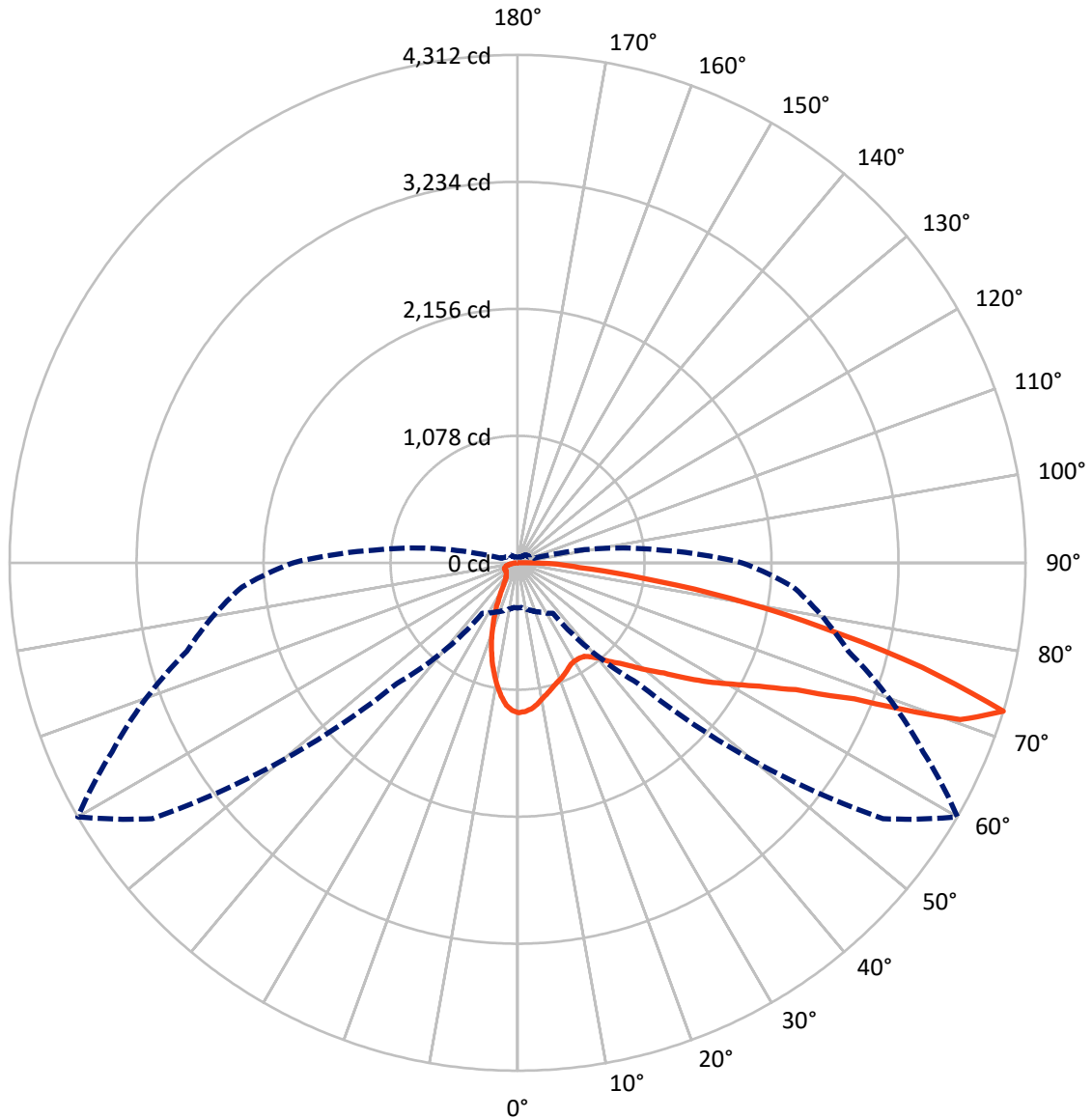
× Max cd
 - - - 1/2 Max cd



Based on 15 foot mounting height. Maximum calculated value = 5.7 fc
 Type III - Medium - N/A

REPORT NUMBER: P675567
CATALOG NUMBER: CCW-SA-1C-750-U-SL3

Luminous Intensity Polar Plot



— Vertical Plane Through 60-Deg Lateral - - - Horizontal Cone Through 72.5-Deg Vertical

REPORT NUMBER: P675567
 CATALOG NUMBER: CCW-SA-1C-750-U-SL3

FLUX DISTRIBUTION:

		Downward	Upward	Total
House Side	Lumens	785.5	0.0	785.5
	% Fixture	17.2	0.0	17.2
Street Side	Lumens	3787.2	0.0	3787.2
	% Fixture	82.8	0.0	82.8
Total	Lumens	4572.7	0.0	4572.7
	% Fixture	100.0	0.0	100.0

Coefficient of Utilization

ZONAL LUMENS:

Zone	Lumens	% Fixture
0°-10°	110.4	2.4
10°-20°	250.3	5.5
20°-30°	320.3	7.0
30°-40°	409.7	9.0
40°-50°	562.0	12.3
50°-60°	812.8	17.8
60°-70°	1115.0	24.4
70°-80°	836.7	18.3
80°-90°	155.5	3.4
90°-100°	0.0	0.0
100°-110°	0.0	0.0
110°-120°	0.0	0.0
120°-130°	0.0	0.0
130°-140°	0.0	0.0
140°-150°	0.0	0.0
150°-160°	0.0	0.0
160°-170°	0.0	0.0
170°-180°	0.0	0.0
0°-90°	4572.7	100.0
0°-180°	4572.7	100.0

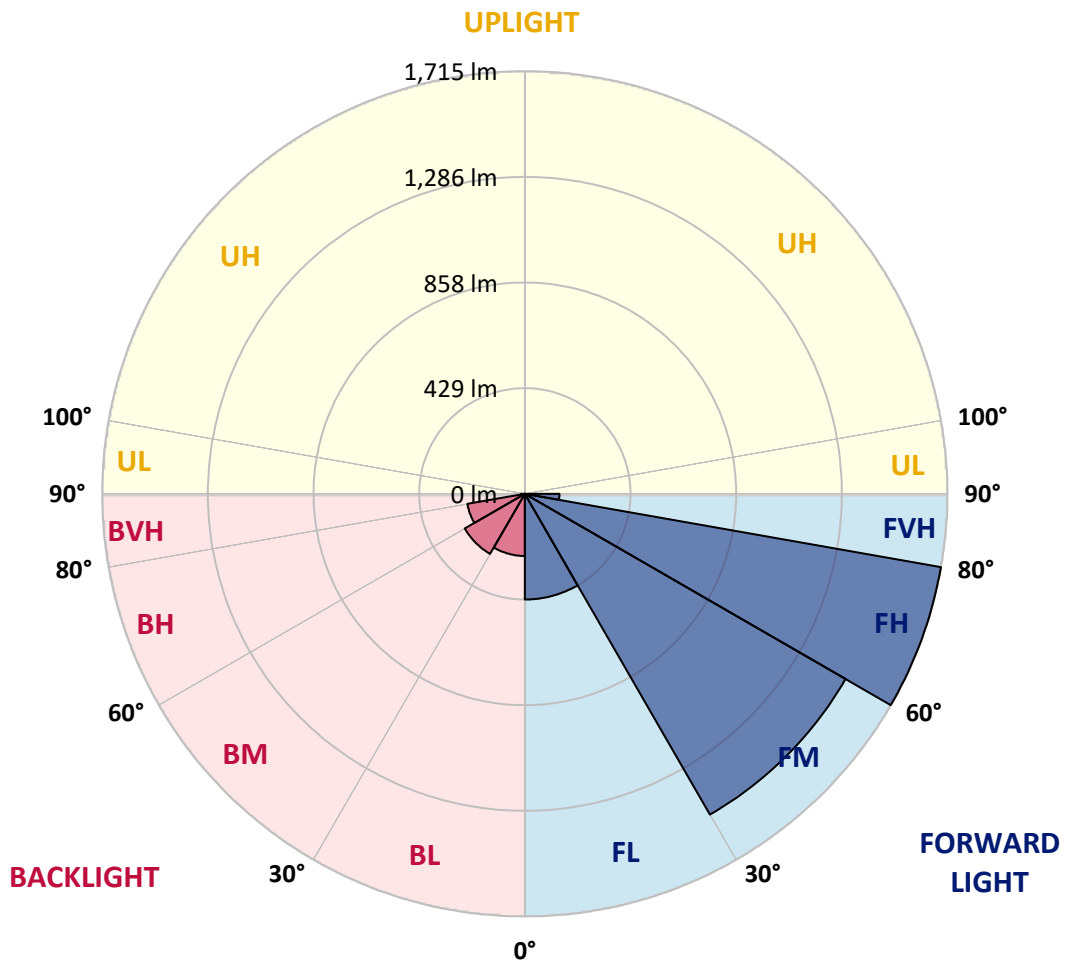


REPORT NUMBER: P675567
 CATALOG NUMBER: CCW-SA-1C-750-U-SL3

LUMINAIRE CLASSIFICATION SYSTEM LUMEN TABLE AND BUG RATING:

Zone	Lumens	% Fixture	Zone Rating/Lumen Limit		
			B	U	G
FL (0°-30°)	428.8	9.4			
FM (30°-60°)	1503.0	32.9			
FH (60°-80°)	1715.1	37.5			G1/1800
FVH (80°-90°)	140.4	3.1			G2/225
BL (0°-30°)	252.2	5.5	B1/500		
BM (30°-60°)	281.5	6.2	B1/1000		
BH (60°-80°)	236.7	5.2	B1/500		G1/500
BVH (80°-90°)	15.1	0.3			G1/100
UL (90°-100°)	0.0	0.0		U0/0	
UH (100°-180°)	0.0	0.0		U0/0	

BUG Rating: B1-U0-G2
 Type III Medium





REPORT NUMBER: P675567

CATALOG NUMBER: CCW-SA-1C-750-U-SL3

CANDELA DISTRIBUTION (FULL):

	0°	5°	15°	25°	35°	45°	55°	60°	65°	75°	85°
0°	1273.3	1273.3	1273.3	1273.3	1273.3	1273.3	1273.3	1273.3	1273.3	1273.3	1273.3
2.5°	1246.0	1258.0	1261.4	1261.4	1271.6	1259.7	1276.7	1263.1	1266.5	1271.6	1268.2
5°	1186.5	1206.9	1195.0	1217.1	1208.6	1223.9	1244.3	1244.3	1239.2	1249.4	1240.9
7.5°	1128.6	1121.8	1142.2	1142.2	1155.8	1176.2	1193.3	1210.3	1212.0	1215.4	1213.7
10°	1050.3	1058.8	1069.0	1082.6	1099.6	1120.1	1155.8	1169.4	1172.8	1193.3	1188.2
12.5°	985.6	997.5	1004.3	1031.6	1046.9	1075.8	1116.7	1135.4	1137.1	1166.0	1166.0
15°	937.9	944.7	960.1	970.3	1004.3	1045.2	1084.3	1101.4	1120.1	1150.7	1142.2
17.5°	905.6	914.1	920.9	934.5	966.9	1000.9	1062.2	1072.4	1094.5	1138.8	1128.6
20°	886.9	888.6	898.8	907.3	936.2	968.6	1023.0	1050.3	1079.2	1118.4	1108.2
22.5°	890.3	883.5	881.8	893.7	898.8	929.4	995.8	1024.7	1065.6	1111.6	1094.5
25°	897.1	898.8	895.4	885.2	886.9	914.1	958.4	995.8	1041.8	1109.9	1075.8
27.5°	914.1	922.6	909.0	898.8	888.6	898.8	944.7	972.0	1023.0	1118.4	1074.1
30°	931.1	939.6	936.2	920.9	900.5	897.1	929.4	963.5	1012.8	1125.2	1074.1
32.5°	956.7	968.6	956.7	961.8	937.9	922.6	934.5	965.2	1023.0	1149.0	1075.8
35°	985.6	995.8	999.2	987.3	982.2	953.3	960.1	975.4	1033.3	1176.2	1092.8
37.5°	1017.9	1029.9	1040.1	1041.8	1024.7	1007.7	1004.3	1012.8	1058.8	1223.9	1111.6
40°	1040.1	1046.9	1067.3	1084.3	1089.4	1065.6	1063.9	1063.9	1104.8	1266.5	1145.6
42.5°	1077.5	1074.1	1103.1	1133.7	1142.2	1128.6	1132.0	1145.6	1169.4	1327.7	1200.1
45°	1096.2	1092.8	1126.9	1178.0	1217.1	1210.3	1213.7	1218.8	1240.9	1424.8	1292.0
47.5°	1121.8	1125.2	1174.5	1232.4	1273.3	1297.1	1315.8	1314.1	1331.2	1523.5	1394.1
50°	1147.3	1154.1	1213.7	1275.0	1346.5	1387.3	1414.6	1433.3	1450.3	1627.3	1511.6
52.5°	1196.7	1203.5	1269.9	1336.3	1428.2	1487.8	1555.8	1554.1	1555.8	1731.2	1629.0
55°	1268.2	1269.9	1309.0	1385.6	1509.9	1618.8	1712.5	1722.7	1693.7	1860.6	1763.5
57.5°	1349.9	1356.7	1390.7	1448.6	1574.6	1744.8	1887.8	1908.2	1829.9	1966.1	1886.1
60°	1426.5	1431.6	1484.4	1550.7	1686.9	1903.1	2064.8	2088.7	2003.5	2095.5	2013.8
62.5°	1339.7	1365.2	1458.8	1610.3	1884.4	2143.1	2289.5	2304.8	2172.1	2226.5	2149.9
65°	1072.4	1089.4	1223.9	1469.0	1898.0	2578.9	2636.8	2595.9	2403.6	2395.1	2355.9
67.5°	597.5	611.1	703.0	960.1	1598.4	2742.3	3384.1	3084.5	2762.7	2648.7	2635.1
70°	471.5	474.9	486.8	539.6	886.9	2417.2	3973.0	3986.6	3350.0	2997.6	2694.6
72.5°	383.0	381.3	417.0	463.0	524.3	1450.3	3787.5	4311.8	3799.4	2905.7	2347.4
75°	292.8	297.9	343.9	410.2	480.0	682.6	2825.7	3547.5	3559.4	2708.3	1979.7
77.5°	223.0	224.7	275.8	362.6	469.8	481.7	1843.5	2643.6	2655.5	2097.2	1091.1
80°	166.8	166.8	209.4	306.4	457.9	444.3	1135.4	1833.3	1659.7	737.1	238.3
82.5°	95.3	102.1	139.6	233.2	415.3	427.3	640.0	1050.3	701.3	200.9	110.6
85°	51.1	52.8	85.1	156.6	342.2	408.5	488.5	522.6	279.2	107.2	51.1
87.5°	18.7	18.7	39.2	80.0	216.2	303.0	388.1	333.6	160.0	49.4	25.5
90°	0.0	0.0	0.0	0.0	0.0	0.0	0.0	0.0	0.0	0.0	0.0



REPORT NUMBER: P675567
 CATALOG NUMBER: CCW-SA-1C-750-U-SL3

CANDELA DISTRIBUTION (continued):

	90°	95°	105°	115°	125°	135°	145°	155°	165°	175°	180°
0°	1273.3	1273.3	1273.3	1273.3	1273.3	1273.3	1273.3	1273.3	1273.3	1273.3	1273.3
2.5°	1271.6	1264.8	1259.7	1264.8	1246.0	1237.5	1247.7	1242.6	1232.4	1227.3	1223.9
5°	1246.0	1237.5	1229.0	1223.9	1203.5	1183.1	1172.8	1152.4	1135.4	1140.5	1130.3
7.5°	1218.8	1210.3	1184.8	1160.9	1120.1	1079.2	1060.5	1031.6	1021.3	1012.8	1007.7
10°	1184.8	1169.4	1130.3	1082.6	1023.0	977.1	929.4	895.4	859.6	844.3	849.4
12.5°	1142.2	1133.7	1072.4	999.2	915.8	839.2	783.0	728.6	680.9	655.4	648.6
15°	1123.5	1097.9	1009.4	912.4	806.9	711.5	628.1	532.8	476.6	449.4	449.4
17.5°	1103.1	1055.4	949.9	817.1	696.2	573.7	456.2	369.4	325.1	309.8	309.8
20°	1070.7	1017.9	880.1	726.9	580.5	432.4	326.8	279.2	265.5	255.3	257.0
22.5°	1046.9	982.2	815.4	638.3	459.6	321.7	257.0	241.7	236.6	233.2	234.9
25°	1019.6	939.6	747.3	543.0	360.9	253.6	223.0	216.2	219.6	221.3	221.3
27.5°	997.5	903.9	677.5	440.9	272.4	214.5	200.9	199.2	206.0	209.4	211.1
30°	982.2	871.5	609.4	347.3	217.9	190.7	183.8	183.8	192.4	195.8	197.5
32.5°	966.9	844.3	536.2	265.5	185.5	170.2	168.5	170.2	175.3	175.3	177.0
35°	972.0	818.8	466.4	214.5	166.8	156.6	156.6	156.6	158.3	160.0	160.0
37.5°	982.2	812.0	391.5	180.4	153.2	146.4	146.4	144.7	146.4	144.7	146.4
40°	992.4	801.8	323.4	160.0	144.7	139.6	137.9	134.5	132.8	132.8	134.5
42.5°	1035.0	815.4	265.5	146.4	137.9	134.5	129.4	126.0	124.3	124.3	124.3
45°	1089.4	840.9	219.6	139.6	132.8	124.3	120.9	119.2	115.8	117.5	119.2
47.5°	1171.1	880.1	192.4	134.5	127.7	117.5	114.1	110.6	110.6	114.1	114.1
50°	1278.4	944.7	175.3	129.4	122.6	112.3	107.2	105.5	105.5	110.6	110.6
52.5°	1394.1	1019.6	168.5	127.7	117.5	107.2	102.1	100.4	100.4	107.2	107.2
55°	1509.9	1111.6	173.6	127.7	114.1	102.1	97.0	93.6	95.3	100.4	100.4
57.5°	1637.6	1210.3	199.2	127.7	110.6	100.4	93.6	88.5	90.2	91.9	91.9
60°	1777.1	1339.7	243.4	127.7	108.9	97.0	88.5	81.7	81.7	83.4	83.4
62.5°	1918.4	1467.3	306.4	129.4	110.6	95.3	81.7	74.9	73.2	74.9	74.9
65°	2104.0	1671.6	369.4	129.4	115.8	91.9	76.6	68.1	66.4	66.4	68.1
67.5°	2364.4	1818.0	286.0	124.3	119.2	91.9	71.5	63.0	59.6	59.6	59.6
70°	2226.5	1533.7	182.1	115.8	114.1	95.3	68.1	57.9	54.5	52.8	52.8
72.5°	1906.5	1227.3	146.4	108.9	105.5	93.6	64.7	54.5	49.4	47.7	47.7
75°	1528.6	968.6	127.7	98.7	91.9	78.3	59.6	49.4	46.0	42.6	42.6
77.5°	749.0	405.1	97.0	86.8	78.3	59.6	52.8	46.0	40.9	37.4	37.4
80°	187.2	141.3	71.5	68.1	57.9	46.0	42.6	39.2	35.7	32.3	32.3
82.5°	100.4	83.4	51.1	46.0	39.2	32.3	32.3	30.6	28.9	25.5	23.8
85°	51.1	49.4	34.0	30.6	25.5	20.4	22.1	22.1	20.4	15.3	15.3
87.5°	27.2	27.2	17.0	13.6	11.9	10.2	10.2	10.2	8.5	6.8	6.8
90°	0.0	0.0	0.0	0.0	0.0	0.0	0.0	0.0	0.0	0.0	0.0

(END OF REPORT)